

# Acorns to Oak Trees California Regional Center

## Guide to Intake and Assessments



Regional Center:	Phone Number:	Website:	Early Start 0-2 years, 11 months	Over 3 Years of Age
------------------	---------------	----------	--	------------------------

<b>Alta California Regional Center</b>	916-978-6400	<a href="http://altaregional.org">Alta California Regional Center (altaregional.org)</a>		
<b>Central Valley Regional Center</b>	559-276-4300	<a href="http://cvrc.org">Central Valley Regional Center (cvrc.org)</a>		
<b>Eastern Los Angeles Regional Center</b>	626-299-4700	<a href="http://elarc.org">Eastern Los Angeles Regional Center   Home (elarc.org)</a>		
<b>Far Northern Regional Center</b>	530-222-4791	<a href="http://farnorthernrc.org">Home - Far Northern Regional Center (farnorthernrc.org)</a>		
<b><u>Frank D. Lanterman</u></b>	<u>213-383-1300</u>	<a href="http://Lanterman.org">Home   Lanterman.org</a>		

# Acorns to Oak Trees California Regional Center

## Guide to Intake and Assessments











Regional Center:	Phone Number:	Website:	Early Start 0-2 years, 11 months	Over 3 Years of Age
------------------	---------------	----------	--	------------------------

<b>Golden Gate Regional Center</b>	415-546-9222	<a href="http://ggrc.org">Golden Gate Regional Center (ggrc.org)</a>		
<b>Harbor Regional Center</b>	310-540-1711	<a href="http://harborrc.org">Harbor Regional Center (harborrc.org)</a>		
<b>Inland Regional Center</b>	909-890-3000	<a href="http://inlandrc.org">Inland Regional Center   Serving Individuals with Developmental Disabilities in San Bernardino and Riverside Counties (inlandrc.org)</a>		
<b>Kern Regional Center</b>	661-327-8531	<a href="http://kernrc.org">Kern Regional Center   Kern Regional Center (kernrc.org)</a>		
<b>North Bay Regional Center</b>	707-256-1100	<a href="#">North Bay Regional Center – Promoting Opportunities... Supporting Choices for People with Developmental</a>		

# Acorns to Oak Trees California Regional Center Guide to Intake and Assessments



Regional Center:	Phone Number:	Website:	Early Start 0-2 years, 11 months	Over 3 Years of Age
------------------	---------------	----------	--	------------------------










		<a href="http://nbrc.net">Disabilities (nbrc.net)</a>		
<b>North Los Angeles County Regional Center</b>	818-778-1900	<a href="#">NLACRC   Home</a>		
<b>Redwood Coast Regional Center</b>	707-445-0893	<a href="https://redwoodcoastrc.org">https://redwoodcoastrc.org</a>	(707) 462-3832	(707) 462-3832 Ext 238
<b>Regional Center of East Bay</b>	510-618-6100	<a href="#">Home - RCEB</a>	(510) 618-6195 	(510) 618-6122 
<b>Regional Center of Orange County</b>	714-796-5100	<a href="#">Regional Center of Orange County (rcocdd.com)</a>		
<b>San Andreas Regional Center</b>	408-374-9960	<a href="#">Home   SARC (sanandreasregional.org)</a>		

# Acorns to Oak Trees California Regional Center

## Guide to Intake and Assessments



Regional Center:	Phone Number:	Website:	Early Start 0-2 years, 11 months	Over 3 Years of Age
------------------	---------------	----------	--	------------------------

<b>San Diego Regional Center</b>	858-576-2996	<a href="#">SDRC   San Diego Regional Center</a>	For Children Age 0-3 call 858-496-4318 OR email San Diego Regional Center at <a href="mailto:Esint@sdrc.org">Esint@sdrc.org</a>	
<b>San Gabriel/Pomona Regional Center</b>	909-620-7722	<a href="#">San Gabriel Pomona Regional Center   Home (sgprc.org)</a>		
<b>South Central Los Angeles Regional Center</b>	213-744-7000	<a href="#">SCLARC</a>		
<b>Tri-Counties Regional Center</b>	805-962-7881	<a href="#">Home - Tri Counties Regional Center (tri-counties.org)</a>		
<b>Valley Mountain Regional Center</b>	209-473-0951	<a href="#">Valley Mountain Regional Center – Your Partner for Disability Services and Support (vmrc.net)</a>		

# Acorns to Oak Trees California Regional Center Guide to Intake and Assessments



Regional Center:	Phone Number:	Website:	Early Start 0-2 years, 11 months	Over 3 Years of Age
------------------	---------------	----------	--	------------------------

Westside Regional Center	310-258-4000	<a href="http://westsiderc.org">Westside Regional Center - Culver City, CA (westsiderc.org)</a>		
-----------------------------	--------------	---	--	--